Alliance Capital Asset Management Limited

# Daily Market Review
17-Jul-22

## Market Statistics

| Particulars | Today | Yesterday | Change | Δ Point | Movers & Shakers | |
|---|---|---|---|---|---|---|
| **DSEX Index** | 6,304.29 | 6,324.50 | -0.32% | -20.22 | Issues Advanced | 99 |
| DSES Index | 1,376.24 | 1,377.35 | -0.08% | -1.11 | Issues Declined | 236 |
| DS30 Index | 2,267.56 | 2,273.85 | -0.28% | -6.29 | Issues Unchanged | 47 |
| Market Cap(BDT Mn) | 5,148,236.81 | 5,159,603.64 | -0.22% | -11366.83 | Total Issue Traded | 382 |
| **Turnover (BDT Mn)** | 5934.98 | 5806.39 | 2.21% | 128.59 | | |

| Market Mover | Closing Price | YCP | Value (BDT Mn) |
|---|---|---|---|
| BEXIMCO | 126.00 | 128.00 | 396.82 |
| INTRACO | 30.90 | 29.80 | 290.22 |
| TITASGAS | 45.80 | 46.70 | 162.19 |
| DELTALIFE | 153.20 | 148.40 | 138.60 |
| FUWANGFOOD | 25.40 | 25.50 | 117.04 |
| SPCERAMICS | 47.10 | 48.00 | 110.70 |
| ACIFORMULA | 162.80 | 158.90 | 101.22 |
| KTL | 24.70 | 25.20 | 97.36 |
| PADMALIFE | 49.30 | 48.90 | 93.99 |
| GOLDENSON | 19.70 | 20.00 | 89.81 |

| Top Gainers | Closing Price | YCP* | % CHANGE |
|---|---|---|---|
| STANCERAM | 160.4 | 145.90 | 9.94 |
| GHCL | 38 | 34.70 | 9.51 |
| MIRACLEIND | 37.8 | 35.00 | 8.00 |
| INTECH | 34.40 | 31.90 | 7.84 |
| LIBRAINFU | 985.30 | 916.60 | 7.50 |
| ARAMITCEM | 32.70 | 30.80 | 6.17 |
| KBPPWBIL | 14.80 | 14.00 | 5.71 |
| NORTHERN | 254.30 | 241.10 | 5.47 |
| SINOBANGLA | 59 | 56.40 | 4.61 |
| PAPERPROC | 186.90 | 179.30 | 4.24 |

| Top Losers | Closing Price | YCP | Change % |
|---|---|---|---|
| DESCO | 39.20 | 40.00 | -2.00 |
| YPL | 19.70 | 20.10 | -1.99 |
| KTL | 24.70 | 25.20 | -1.98 |
| GLOBALINS | 34.70 | 35.40 | -1.98 |
| PROVATIINS | 64.70 | 66.00 | -1.97 |
| SILCOPHL | 24.90 | 25.40 | -1.97 |
| REPUBLIC | 39.90 | 40.70 | -1.97 |
| MEGHNAINS | 50.00 | 51.00 | -1.96 |
| QUEENSOUTH | 25.00 | 25.50 | -1.96 |
| SONARGAON | 50.00 | 51.00 | -1.96 |

| Block Transactions | | | |
|---|---|---|---|
| Ticker | Trade | Quantity | Val (BDT mn) |
| EPGL | 1 | 80,704 | 3.39 |
| PDL | 1 | 90,000 | 1.13 |
| SUNLIFEINS | 4 | 99,345 | 5.44 |
| PREMIERBAN | 1 | 100,000 | 1.45 |
| SEAPEARL | 1 | 100,000 | 4.80 |
| ZAHINTEX | 2 | 128,000 | 1.22 |
| MLDYEING | 1 | 170,000 | 4.25 |
| INTRACO | 5 | 260,000 | 7.76 |
| GPHISPAT | 1 | 273,000 | 13.79 |
| IPDC | 3 | 591,500 | 36.93 |

| Exchange Rate | | (In BDT) |
|---|---|---|
| Currency | Buying | Selling |
| USD | 93.62 | 93.62 |
| GBP | 111.35 | 111.39 |
| EUR | 94.77 | 94.80 |

| Today's World Stock Indices | | | |
|---|---|---|---|
| Index | Today | Yesterday | %Change |
| S&P 500 | 3,759.890 | 3,764.790 | -0.13% |
| FTSE 100 | 7,040.30 | 7,050.11 | -0.14% |
| NIKKEI 225 | 26,171.25 | 26,149.55 | 0.08% |

## Sector Performance

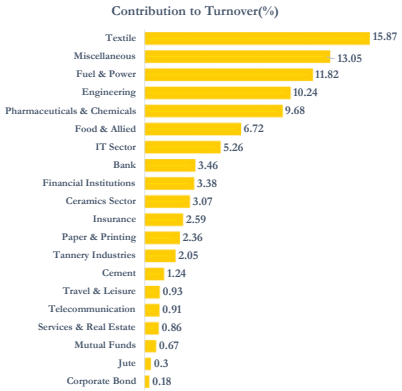


## Today's Market Beta (Top Ten)

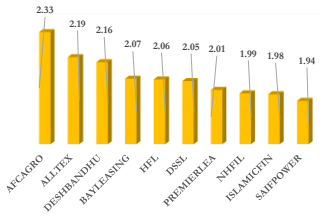


## Highest PE ( Unaudited Ratio)

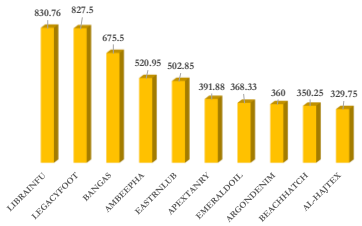


Source: AmarStock, and ACAML Research

## Monthly Market Movement

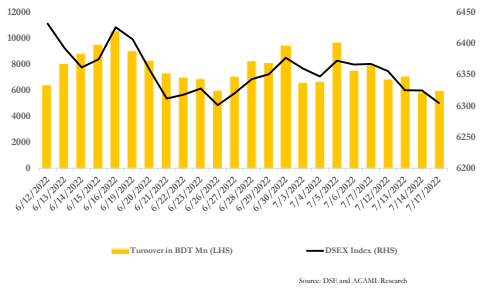


Source: DSE and ACAML Research

## Market Commentary

DSEX, the prime index of the Dhaka Stock Exchange (DSE) took a nosedive, decreasing 0.32% to settle at 6,304.29. The DS30 index, comprising blue chips, decreased by 6.29 points to stand 2,267.56 and DSE Shariah decreased by 1.11 points, eventually reaching 1,376.24. Turnover, an integral metric for gauging overall market outlook, stood at BDT 5934.98 million on DSE, increasing 2.21 % to indicate a growth in investor participation. BEXIMCO secured the top position in the turnover list with shares worth BDT 396.82 million changing hands, which was followed by INTRACO, TITASGAS and DELTALIFE .

While STANCERAM led the gainer's list, illustrating an increase of 9.94 per cent, DESCO was the worst performer, what with losing around 2 per cent in relation to its previous closing price.

In the sectoral font, a major portion of investor activity revolved around Textile which occupied around 15.87 % of turnover distribution and outperformed the other sectors followed by Miscellaneous and Fuel & Power .

## UPCOMING IPOs

| Name | Issue Manager | Method | IPO Size( BDT Mn) |
|---|---|---|---|
| Navana Pharmaceuticals Limited | UCB Investment Ltd, Asian Tiger Capital Partners Investment Ltd, and EBL Investments Ltd | Book Building | 750 |
| Global Islami Bank Ltd | LankaBangla Investments Ltd and Prime Bank Investment Ltd | Fixed Price | 425 |

## ACAML Managed Fund Details

| | |
|---|---|
| **Fund Name** | MTB Unit Fund |
| **Fund Nature** | Open Ended Fund |
| **Sponsor** | Mutual Trust Bank Limited |
| **Trustee** | Bangladesh General Insurance Co. Ltd. |
| **Custodian** | BRAC Bank |
| **NAV Per Unit** | 10.91 |
| **Sale Price** | 10.70 |
| **Repurchase Price** | 10.40 |

## ACAML Managed Fund Details

| | |
|---|---|
| **Name** | Alliance Sandhani Life Unit Fund |
| **Fund Nature** | Open Ended Fund |
| **Sponsor** | Sandhani Life Insurance Company Limited |
| **Trustee** | Bangladesh General Insurance Co. Ltd. |
| **Custodian** | BRAC Bank |
| **NAV Per Unit** | 9.61 |
| **Sale Price** | 9.50 |
| **Repurchase Price** | 9.20 |


**Alliance Capital Asset Management Limited**
**Sima Blossom (10th Floor), Plot # 390 (Old)/03 (New), Road # 27 (Old)/16 (New), Dhanmondi C/A, Dhaka 1209, Bangladesh**
Telephone : +88 02 8316531 | Fax : +88 02 8321777
Email: info@acaml.com | Website: www.acaml.com

**Updated By: Mehnaz Tabassum Khaleel**
Management Trainee Officer
sarah@acaml.com.bd



***Statutory disclosure and general terms and conditions:*** *Estimates and projections herein are our own and are based on assumptions that we believe to be reasonable. Information presented herein, while obtained from sources we believe to be reliable, is not guaranteed either as to accuracy or completeness. Neither the information nor any opinion expressed herein constitutes a solicitation of the purchase or sale of any security. This report is intended for distribution in only those jurisdictions in which Alliance Capital Asset Management Ltd. is liable and any distribution outside those jurisdictions is strictly prohibited.*