Alliance Capital Asset Management Limited

Daily Market Review

14-Jun-22

Market Statistics

Particulars	Today	Yesterday	Change	Δ Point	Movers & Shakers	
DSEX Index	6,361.39	6,391.99	-0.48%	-30.60	Issues Advanced	89
DSES Index	1,387.68	1,394.83	-0.51%	-7.15	Issues Declined	236
DS30 Index	2,300.91	2,316.98	-0.69%	-16.06	Issues Unchanged	57
Market Cap(BDT Mn)	5,162,404.38	5,178,244.83	-0.31%	-15840.45	Total Issue Traded	382
Turnover (BDT Mn)	8749.20	7981.97	9.61%	767.23		

Market Mover	Closing Price	YCP	Value (BDT Mn)
SPCERAMICS	48.50	44.10	706.82
JHRML	85.40	78.30	445.46
ANWARGALV	417.70	414.60	256.96
BEXIMCO	127.40	129.40	238.90
MONNOFABR	27.20	24.80	232.05
PROVATIINS	78.70	76.80	203.19
IPDC	55.50	56.60	165.82
NAHEEACP	73.20	67.30	164.74
PEOPLESINS	51.50	52.50	157.54
SALVOCHEM	68.50	67.70	149.12

Top Gainers	Closing Price	YCP	Change %
SPCERAMICS	48.50	44.10	9.98
MIRACLEIND	30.50	27.80	9.71
MONNOFABR	27.20	24.80	9.68
MEGHNAINS	16.00	14.60	9.59
KBPPWBIL	12.70	11.60	9.48
JHRML	85.40	78.30	9.07
NAHEEACP	73.20	67.30	8.77
SALAMCRST	36.30	33.40	8.68
PRIMEINSUR	92.80	87.30	6.30
HRTEX	93.60	88.80	5.41

Top Losers	Closing Price	YCP	Change %
ONEBANKLTD	10.70	11.30	-5.31
IBP	17.40	18.10	-3.87
APEXTANRY	162.00	165.30	-2.00
RENWICKJA	1061.10	1082.70	-2.00
ALARABANK	24.60	25.10	-1.99
GEMINISEA	374.10	381.70	-1.99
PARAMOUNT	59.10	60.30	-1.99
CAPMIBBLMF	14.80	15.10	-1.99
EASTRNLUB	2031.00	2072.10	-1.98
RUPALIINS	34.70	35.40	-1.98

Sector Performance

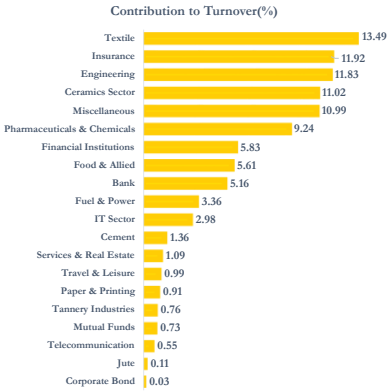

Today's Market Beta (Top Ten)

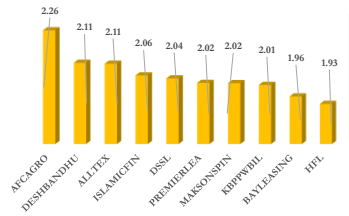

Monthly Market Movement

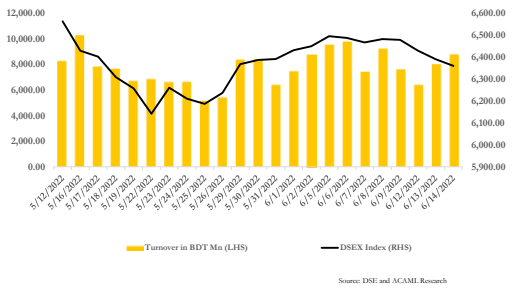

Source: DSE and ACAML Research

Market Commentary

DSEX, the prime index of the Dhaka Stock Exchange (DSE) took a nosedive, decreasing 0.48% to settle at 6,361.39 . The DS30 index, comprising blue chips, decreased by 16.06 points to stand 2,300.91 and DSE Shariah lost by 7.15 points, eventually reaching 1,387.68 .
Turnover, an integral metric for gauging overall market outlook, stood at BDT 8749.20 million on DSE, increasing 9.61 % to reflect a growth in investor participation.
SPCERAMICS secured the top position in the turnover list with shares worth BDT 706.82 million changing hands, which was followed by JHRML, ANWARGALV and BEXIMCO.
While SPCERAMICS led the gainer's list, illustrating an increase of 9.98 per cent, ONEBANKLTD was the worst performer, what with losing around 5.31 per cent in relation to its previous closing price.
In the sectoral font, a major portion of investor activity revolved around Textile which occupied around 13.49 % of turnover distribution and outperformed the other sectors followed by Insurance and Engineering.

UPCOMING IPOs

Name	Issue Manager	Method	IPO Size(BDT Mn)
Navana Pharmaceuticals Limited	UCB Investment Ltd, Asian Tiger Capital Partners Investment Ltd, and EBL Investments Ltd	book building	750

ACAML Managed Fund Details

Fund Name	MTB Unit Fund
Fund Nature	Open Ended Fund
Sponsor	Mutual Trust Bank Limited
Trustee	Bangladesh General Insurance Co. Ltd.
Custodian	BRAC Bank
NAV Per Unit	10.84
Sale Price	10.60
Repurchase Price	10.30

ACAML Managed Fund Details

Name	Alliance Sandhani Life Unit Fund
Fund Nature	Open Ended Fund
Sponsor	Sandhani Life Insurance Company Limited
Trustee	Bangladesh General Insurance Co. Ltd.
Custodian	BRAC Bank
NAV Per Unit	9.53
Sale Price Per Unit	9.40
Repurchase Price	9.10

Block Transactions

Ticker	Trade	Quantity	Val (BDT mn)
NAHEEACP	5	262,500	17.65
FORTUNE	3	314,000	33.28
SALVOCHEM	4	352,500	24.52
JAMUNABANK	1	364,390	7.98
PRIMEINSUR	8	423,000	36.89
KTL	10	562,900	17.88
ISLAMIBANK	2	1,261,293	40.87
ORIONPHARM	3	1,537,600	140.72
LHBL	1	1,900,000	137.37
NBL	1	5,938,951	48.70

Exchange Rate

(In BDT)

Currency	Buying	Selling
USD	92.38	92.38
GBP	111.94	112.28
EUR	96.01	96.31

Today's World Stock Indices

Index	Today	Yesterday	%Change
S&P 500	3,749.630	3,900.860	-3.88%
FTSE 100	7,181.40	7,205.81	-0.34%
NIKKEI 225	26,629.86	26,987.44	-1.32%

Sectoral P/E

IT Sector	27.81
Bank	11.62
Textile	34.87
Pharmaceuticals & Chemicals	17.79
Engineering	15.06
Insurance	21.53
Miscellaneous	14.22
Food & Allied	68.43
Fuel & Power	13.76
Tannery Industries	43.22
Cement	58.82
Financial Institutions	99.70
Travel & Leisure	309.12
Paper & Printing	52.46
Telecommunication	13.11
Services & Real Estate	23.39
Ceramics Sector	110.94
Jute	-38.30
Market	**17.75**

Source: AmarStock, Stock Bangladesh and ACAML Research

Alliance Capital Asset Management Limited
Sima Blossom (10th Floor), Plot # 390 (Old)/03 (New), Road # 27 (Old)/16 (New), Dhanmondi C/A, Dhaka 1209, Bangladesh

Telephone : +88 02 8316531 | Fax : +88 02 8321777

Email: info@acaml.com | Website: www.acaml.com

Updated By: Mehnaz Tabassum Khaleel
Management Trainee Officer
sarah@acaml.com.bd

Statutory disclosure and general terms and conditions: *Estimates and projections herein are our own and are based on assumptions that we believe to be reasonable. Information presented herein, while obtained from sources we believe to be reliable, is not guaranteed either as to accuracy or completeness. Neither the information nor any opinion expressed herein constitutes a solicitation of the purchase or sale of any security. This report is intended for distribution in only those jurisdictions in which Alliance Capital Asset Management Ltd. is liable and any distribution outside those jurisdictions is strictly prohibited.*